

## INSTRUKSJONER TIL BRUKERE AV MIDLERTIDIGE ELEKTRISKE ANLEGG

1. En kompetent person skal ha tilsyn med anlegget og være ansvarlig for driften. Feil bruk av det elektriske anlegget kan medføre fare for personskade og brann.
2. Sentralen skal plasseres loddrett eller på stativ, og med fritt betjeningsområde foran sentralen.
3. Faste tilkoblinger av kabler og bytte av sikringer skal bare utføres av fagfolk. Ved fast tilkobling av gummikabler skal strekkavlastningens klemflate være utført i isolasjonsmateriale. Ikke-fagfolk skal kun betjene jordfeilbryter, automatsikring og uttak for stikkontakter.
4. Sentralens dører skal være lukket og om nødvendig også låst. Dørene skal bare åpnes ved betjening av sentralen.
5. Elektriske apparater som er koblet til sentralen, skal kobles fra eller gjøres spenningsløse når de ikke er i bruk, for å unngå utilsiktet igangsetting eller anven delse av disse.
6. De elektriske apparatene som brukes, må oppfylle forskriftene og skal enten være utstyrt med ekstra isolasjon eller, i klasse 1-utførelse, med jordet stikkontakt.
7. Kabler må legges slik at de ikke blir skadet. Det gjelder kabler både innenfor og utenfor dørene.
8. Kabler eller apparater med feil skal frakobles og ikke tas i bruk igjen før de defekte delene er skiftet eller reparert.
9. Knivsikring må bare byttes av kompetent personale.

## INSTRUCTIONS FOR USERS OF TEMPORARY ELECTRICAL INSTALLATIONS

1. Operation of the installation must be supervised by an authorised person. Incorrect use of the electrical installation could mean risk of personal injury and fire.
2. The distribution unit must be installed vertical or on a stand so that there is free access in front of the unit.
3. Permanent cable connection or replacement of fuses may only be carried out by qualified personnel. Permanently connected rubber-insulated cables must be secured with a restraint that has an insulating gripping surface. Unqualified personnel may only operate earth leakage circuit breakers, miniature circuit breakers and plug sockets.
4. Distribution unit doors must be closed and, where required, also locked. Doors must only be left open when carrying out work on the distribution unit.
5. Electrical equipment that is connected to distribution units must be disconnected or switched off when not in use in order to avoid unintentional starting up or switching on.
6. Electrical equipment that is used must comply with the requirements and must either have additional insulation or comply with class I and have an earthed plug.
7. Cables inside and outside the doors must be routed so as to avoid damaging them.
8. Cables or equipment that are defective must be disconnected and not used until the defective parts have been replaced or repaired.
9. Blade fuses may only be replaced by personnel who have the necessary training.

ARTIKELNR / ARTICLE NO. <b>EB14785</b>			
MÅRKSTRØM/ CURRENT RATING <b>63</b>	<b>A</b>		
SPÅNNING/ VOLTAGE <b>230</b>	<b>V</b>		
MEASURING EQUIPMENT			
CURR- TRAFO- SPACE	ENERGY- METER- SPACE		
FAST ANSLUTNING/ FIXED CONNECTIONS			
<125A	>125A		
CEE-OUTLETS 3-POLE			
16A	32A	63A	125A
SCHUKO OUTLETS			
16A			
<b>6</b>			
CEE-OUTLETS 4-POLE			
16A	32A	63A	125A
<b>2</b>	<b>2</b>		
CEE-OUTLETS 5-POLE/400V			
16A	32A	63A	125A
JFB/RCD/RCBO			
0,01A	0,03A	0,1A	
<b>3</b>			
JFB/RCD/RCBO			
0,3A	0,5A	Variable	
VIKT/WEIGHT			
<b>12</b> kg			

This drawing is property of El-Björn. May not be copied, shown or distributed without our written permission.

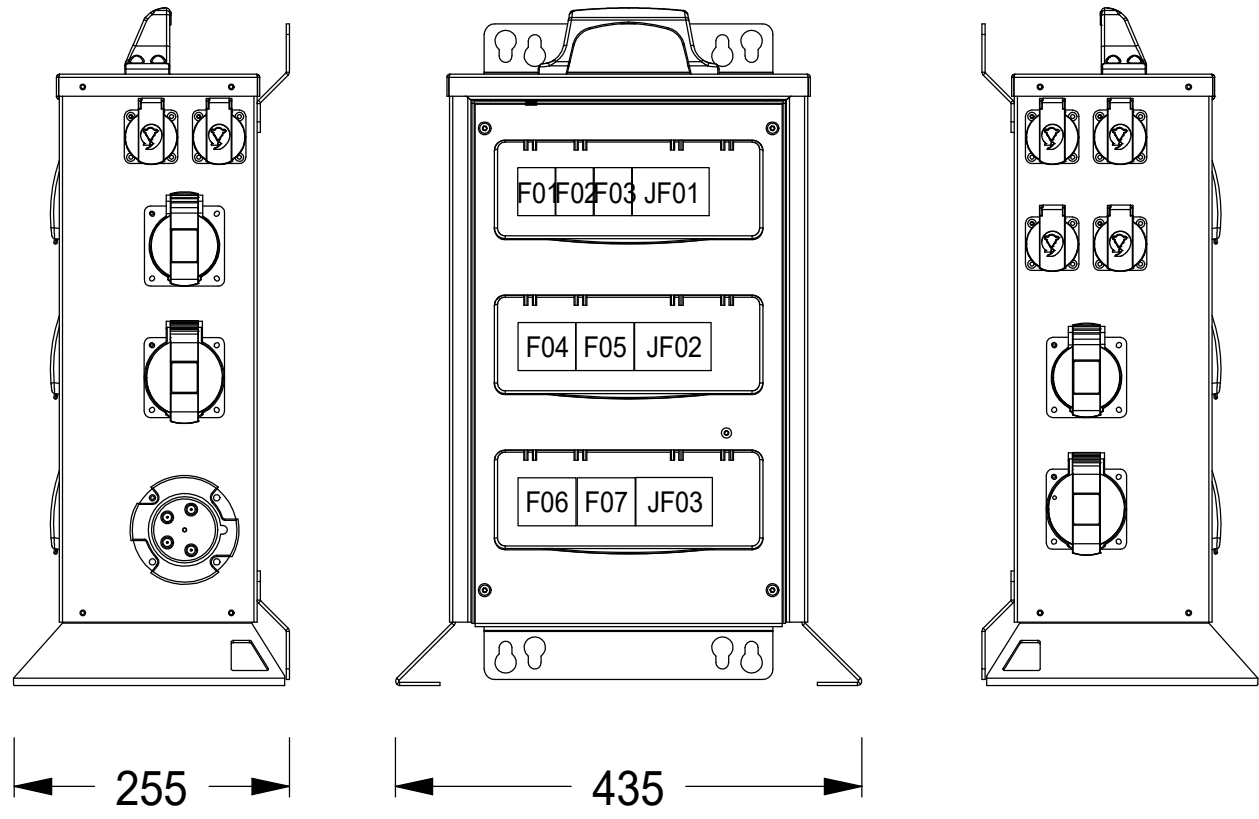
U 63MASA 230//622-3 EN



RITAD AV/DRAWN BY <b>CG</b>	DATUM/DATE <b>191119</b>	NEXT SHEET <b>2</b>	SHEET <b>1</b>
SIGN	REVISION/ISSUE <b>A*</b>	RITINGS NR./DRAWING <b>EB14785</b>	

A	B	C	D	E	F	G	H	J	K
---	---	---	---	---	---	---	---	---	---

660



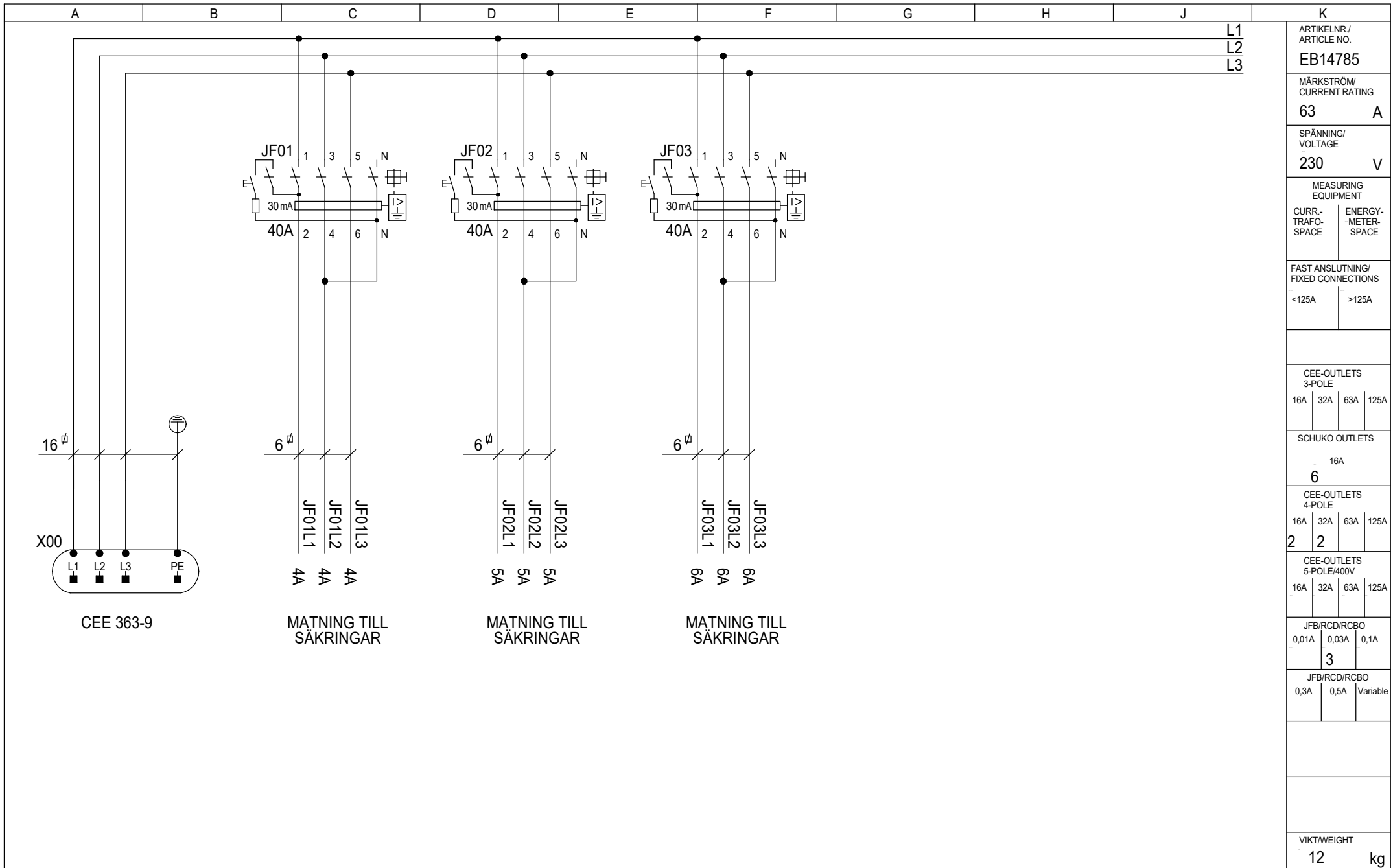
ARTIKELNR/ ARTICLE NO. <b>EB14785</b>			
MÄRKSTRÖM/ CURRENT RATING <b>63</b> <b>A</b>			
SPÄNNING/ VOLTAGE <b>230</b> <b>V</b>			
MEASURING EQUIPMENT			
CURR- TRAF0- SPACE	ENERGY- METER- SPACE		
FAST ANSLUTNING/ FIXED CONNECTIONS			
<125A	>125A		
CEE-OUTLETS 3-POLE			
16A	32A	63A	125A
SCHUKO OUTLETS			
16A			
<b>6</b>			
CEE-OUTLETS 4-POLE			
16A	32A	63A	125A
<b>2</b>	<b>2</b>		
CEE-OUTLETS 5-POLE/400V			
16A	32A	63A	125A
JFB/RCD/RCBO			
0,01A	0,03A	0,1A	
<b>3</b>			
JFB/RCD/RCBO			
0,3A	0,5A	Variable	
VIKT/WEIGHT			
<b>12</b> <b>kg</b>			

This drawing is property of El-Björn. May not be copied, shown or distributed without our written permission.

U 63MASA 230//622-3 EN



RITAD AV/DRAWN BY <b>CG</b>	DATUM/DATE <b>191119</b>	NEXT SHEET <b>3</b>	SHEET <b>2</b>
SIGN	REVISION/ISSUE <b>A*</b>	RITINGS NR./DRAWING <b>EB14785</b>	



L1  
L2  
L3

ARTIKELNR /  
ARTICLE NO.  
**EB14785**

MÄRKSTRÖM /  
CURRENT RATING  
**63**      **A**

SPÄNNING /  
VOLTAGE  
**230**      **V**

MEASURING  
EQUIPMENT  
CURR-  
TRAFO-  
SPACE      ENERGY-  
METER-  
SPACE

FAST ANSLUTNING /  
FIXED CONNECTIONS  
<125A      >125A

CEE-OUTLETS  
3-POLE  
16A    32A    63A    125A

SCHUKO OUTLETS  
16A  
**6**

CEE-OUTLETS  
4-POLE  
16A    32A    63A    125A  
**2**    **2**

CEE-OUTLETS  
5-POLE/400V  
16A    32A    63A    125A

JFB/RCD/RCBO  
0,01A    0,03A    0,1A  
**3**

JFB/RCD/RCBO  
0,3A    0,5A    Variable

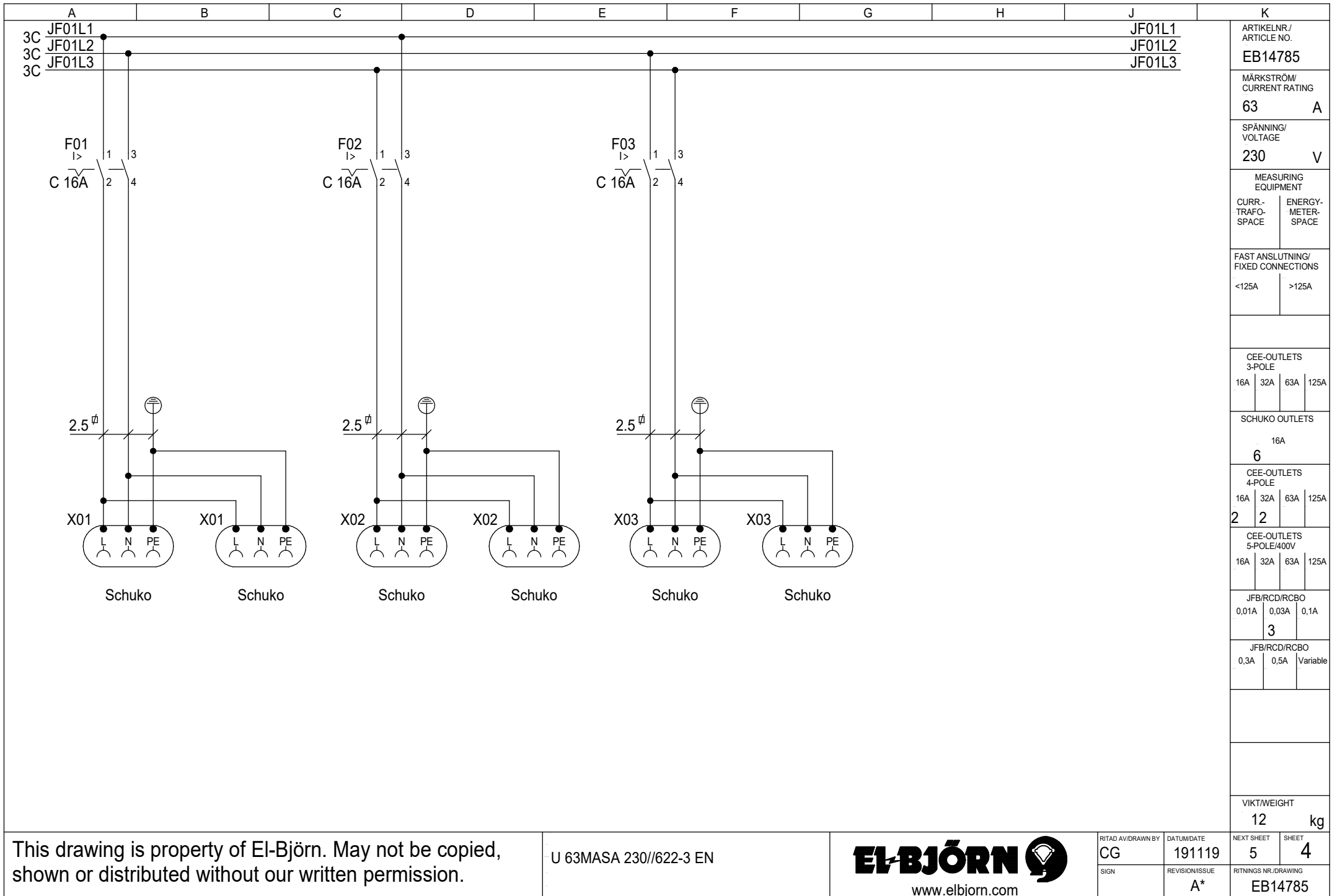
VIKT/WEIGHT  
**12**      **kg**

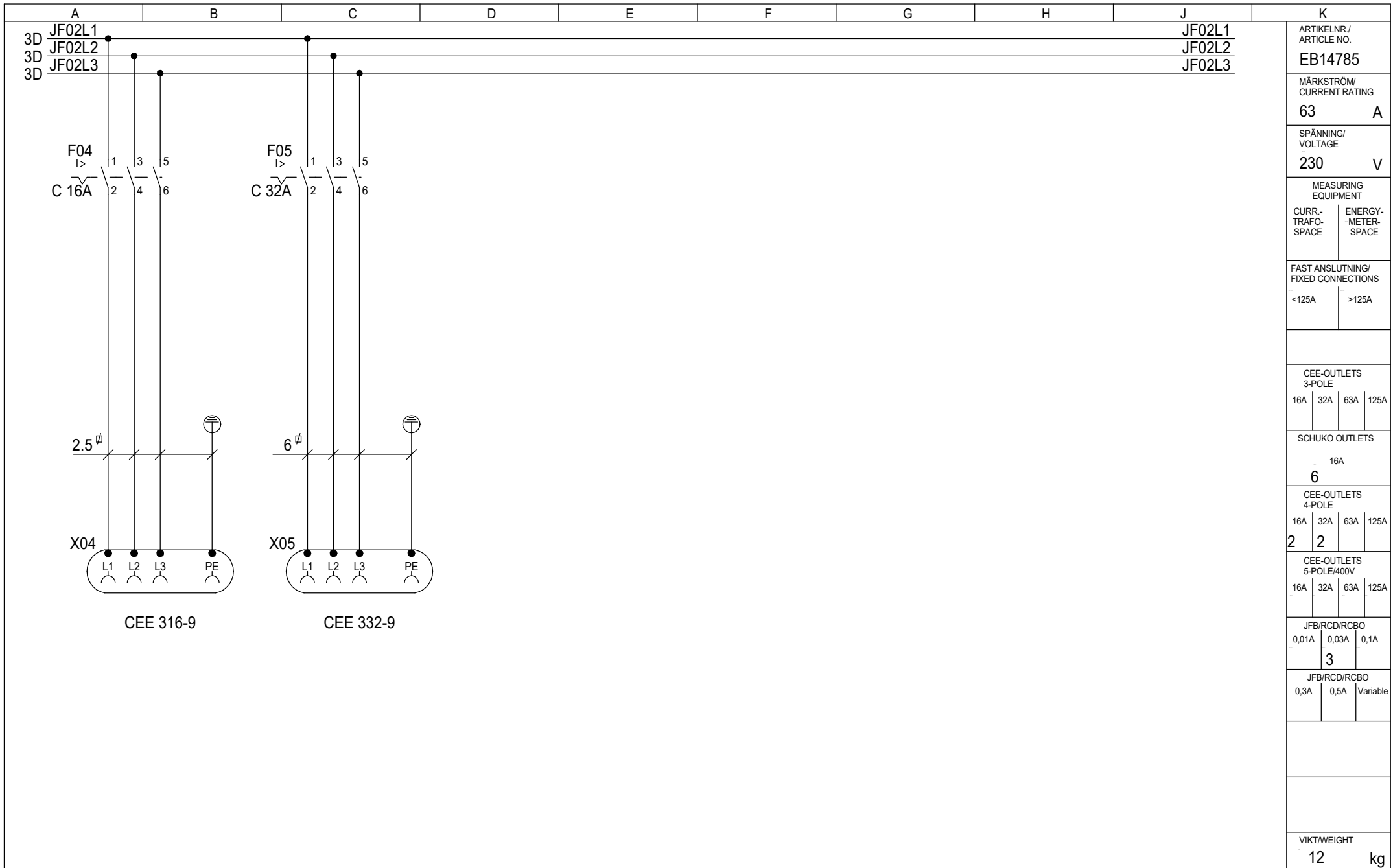
This drawing is property of El-Björn. May not be copied, shown or distributed without our written permission.

U 63MASA 230//622-3 EN



RITAD AV/DRAWN BY <b>CG</b>	DATUM/DATE <b>191119</b>	NEXT SHEET <b>4</b>	SHEET <b>3</b>
SIGN	REVISION/ISSUE <b>A*</b>	RITINGS NR./DRAWING <b>EB14785</b>	



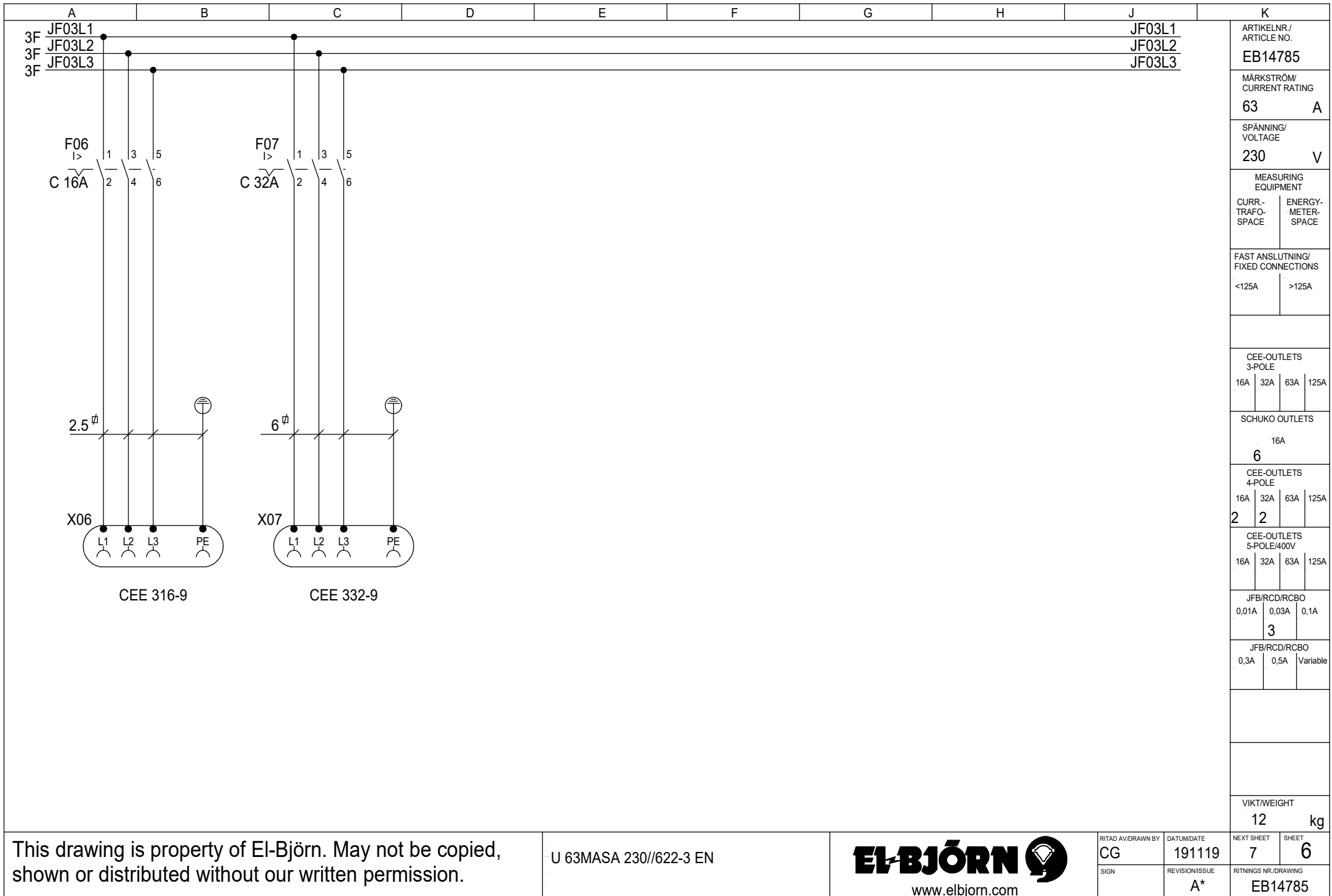


This drawing is property of El-Björn. May not be copied, shown or distributed without our written permission.

U 63MASA 230//622-3 EN



RITAD AV/DRAWN BY	DATUM/DATE	NEXT SHEET	SHEET
CG	191119	6	5
SIGN	REVISION/ISSUE	RITNING NR./DRAWING	
	A*	EB14785	



A	B	C	D	E	F	G	H	J	K
PC.	Position	Description	Type	Manufacturer	Data	Article No.	E-number(SE)		ARTIKELNR/ ARTICLE NO. <b>EB14785</b>
1	-	Botten	BP	El-Björn AB	MASA	193102			MÄRKSTRÖM/ CURRENT RATING <b>63</b> <b>A</b>
1		Front	MASA	El-Björn AB	63	193103			SPÄNNING/ VOLTAGE <b>230</b> <b>V</b>
1		Plasthandtag	142, Svart	Roca		87047			MEASURING EQUIPMENT CURR- TRAFO- SPACE      ENERGY- METER- SPACE
1		Svep	MASA	El-Björn AB	6211	193100			FAST ANSLUTNING/ FIXED CONNECTIONS <125A      >125A
3		Säkringslock	13mod	PCE		9006513			CEE-OUTLETS 3-POLE 16A   32A   63A   125A
1		Tak	MASA	El-Björn AB		193101			SCHUKO OUTLETS 16A <b>6</b>
2		Väggfäste	MASA	El-Björn AB		193110			CEE-OUTLETS 4-POLE 16A   32A   63A   125A <b>2</b> <b>2</b>
3	F01-F03	MCB	PLSM-C16/2	Eaton	10kA, 2P, C 16A	242405	2141609		CEE-OUTLETS 5-POLE/400V 16A   32A   63A   125A
2	F04, F06	MCB	PLSM-C16/3	Eaton	10kA, 3P, C 16A	242474	2141629		JFB/RCD/RCBO 0,01A   0,03A   0,1A <b>3</b>
2	F05, F07	MCB	PLSM-C32/3	Eaton	10kA, 3P, C 32A	242477	2141632		JFB/RCD/RCBO 0,3A   0,5A   Variable
3	JF01-JF03	RCD	PFIM-40/4/003-A-SVP	Eaton	40A, 30mA, 4P, A	110781	2162237		VIKT/WEIGHT <b>12</b> <b>kg</b>
1	X00	Intag	363BU9	ABB	63A, 230V, IP44	2CMA167226R1000	2417353		RITAD AV/DRAWN BY      DATUM/DATE      NEXT SHEET      SHEET <b>CG</b> <b>191119</b> <b>7</b>
6	X01-X03	Schukouttag	Typ F	Mennekes	230V, 16A, IP54	11020EB			REVISION/ISSUE      RITINGS NR./DRAWING <b>A*</b> <b>EB14785</b>
2	X04, X06	Uttag	316RU9	ABB	16A, 230V, IP44	2CMA193180R1000	2416628		
2	X05, X07	Uttag	332RU9	ABB	32A, 230V, IP44	2CMA193252R1000			

This drawing is property of El-Björn. May not be copied, shown or distributed without our written permission.

U 63MASA 230//622-3 EN



RITAD AV/DRAWN BY <b>CG</b>	DATUM/DATE <b>191119</b>	NEXT SHEET	SHEET <b>7</b>
SIGN	REVISION/ISSUE <b>A*</b>	RITINGS NR./DRAWING <b>EB14785</b>	