

## INSTRUKSJONER TIL BRUKERE AV MIDLERTIDIGE ELEKTRISKE ANLEGG

1. En kompetent person skal ha tilsyn med anlegget og være ansvarlig for driften. Feil bruk av det elektriske anlegget kan medføre fare for personskade og brann.
2. Sentralen skal plasseres loddrett eller på stativ, og med fritt betjeningsområde foran sentralen.
3. Faste tilkoblinger av kabler og bytte av sikringer skal bare utføres av fagfolk. Ved fast tilkobling av gummikabler skal strekkavlastningens klemflate være utført i isolasjonsmateriale. Ikke-fagfolk skal kun betjene jordfeilbryter, automatsikring og uttak for stikkontakter.
4. Sentralens dører skal være lukket og om nødvendig også låst. Dørene skal bare åpnes ved betjening av sentralen.
5. Elektriske apparater som er koblet til sentralen, skal kobles fra eller gjøres spenningsløse når de ikke er i bruk, for å unngå utilsiktet igangsetting eller anven delse av disse.
6. De elektriske apparatene som brukes, må oppfylle forskriftene og skal enten være utstyrt med ekstra isolasjon eller, i klasse 1-utførelse, med jordet stikkontakt.
7. Kabler må legges slik at de ikke blir skadet. Det gjelder kabler både innenfor og utenfor dørene.
8. Kabler eller apparater med feil skal frakobles og ikke tas i bruk igjen før de defekte delene er skiftet eller reparert.
9. Knivsikring må bare byttes av kompetent personale.

## INSTRUCTIONS FOR USERS OF TEMPORARY ELECTRICAL INSTALLATIONS

1. Operation of the installation must be supervised by an authorised person. Incorrect use of the electrical installation could mean risk of personal injury and fire.
2. The distribution unit must be installed vertical or on a stand so that there is free access in front of the unit.
3. Permanent cable connection or replacement of fuses may only be carried out by qualified personnel. Permanently connected rubber-insulated cables must be secured with a restraint that has an insulating gripping surface. Unqualified personnel may only operate earth leakage circuit breakers, miniature circuit breakers and plug sockets.
4. Distribution unit doors must be closed and, where required, also locked. Doors must only be left open when carrying out work on the distribution unit.
5. Electrical equipment that is connected to distribution units must be disconnected or switched off when not in use in order to avoid unintentional starting up or switching on.
6. Electrical equipment that is used must comply with the requirements and must either have additional insulation or comply with class I and have an earthed plug.
7. Cables inside and outside the doors must be routed so as to avoid damaging them.
8. Cables or equipment that are defective must be disconnected and not used until the defective parts have been replaced or repaired.
9. Blade fuses may only be replaced by personnel who have the necessary training.

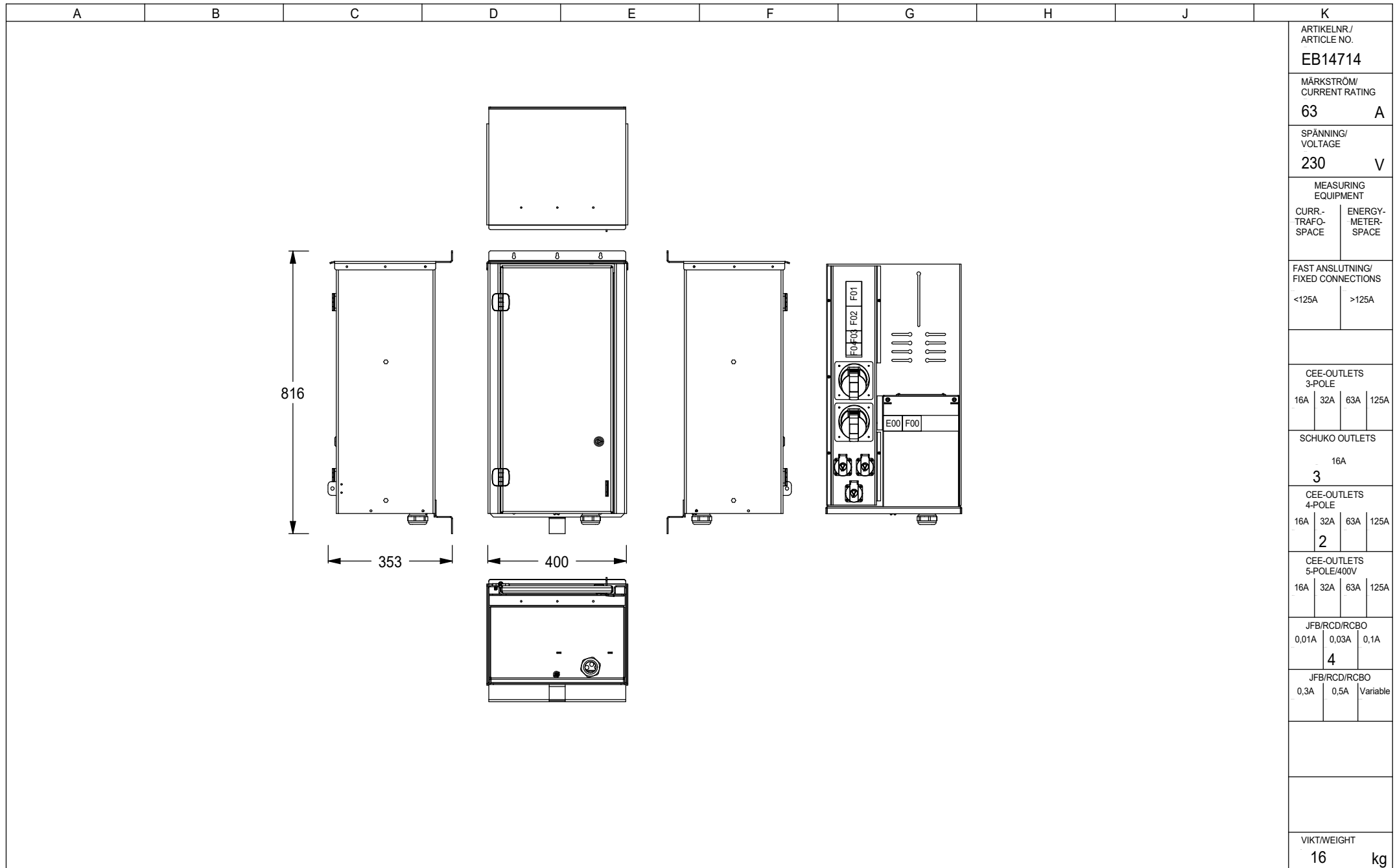
ARTIKELNR / ARTICLE NO. <b>EB14714</b>			
MÅRKSTRØM/ CURRENT RATING <b>63</b>		<b>A</b>	
SPÅNNING/ VOLTAGE <b>230</b>		<b>V</b>	
MEASURING EQUIPMENT			
CURR- TRAF0- SPACE	ENERGY- METER- SPACE		
FAST ANSLUTNING/ FIXED CONNECTIONS			
<125A		>125A	
CEE-OUTLETS 3-POLE			
16A	32A	63A	125A
SCHUKO OUTLETS			
16A			
<b>3</b>			
CEE-OUTLETS 4-POLE			
16A	32A	63A	125A
<b>2</b>			
CEE-OUTLETS 5-POLE/400V			
16A	32A	63A	125A
<b>4</b>			
JFB/RCD/RCBO			
0,01A	0,03A	0,1A	
<b>4</b>			
JFB/RCD/RCBO			
0,3A	0,5A	Variable	
VIKT/WEIGHT			
<b>16</b>			<b>kg</b>

This drawing is property of El-Björn. May not be copied, shown or distributed without our written permission.

ZSF 63HSM 230//302-4 EN  
med 10m kabel



RITAD AV/DRAWN BY <b>CG</b>	DATUM/DATE <b>191016</b>	NEXT SHEET <b>2</b>	SHEET <b>1</b>
SIGN	REVISION/ISSUE <b>A*</b>	RITINGS NR./DRAWING <b>EB14714</b>	



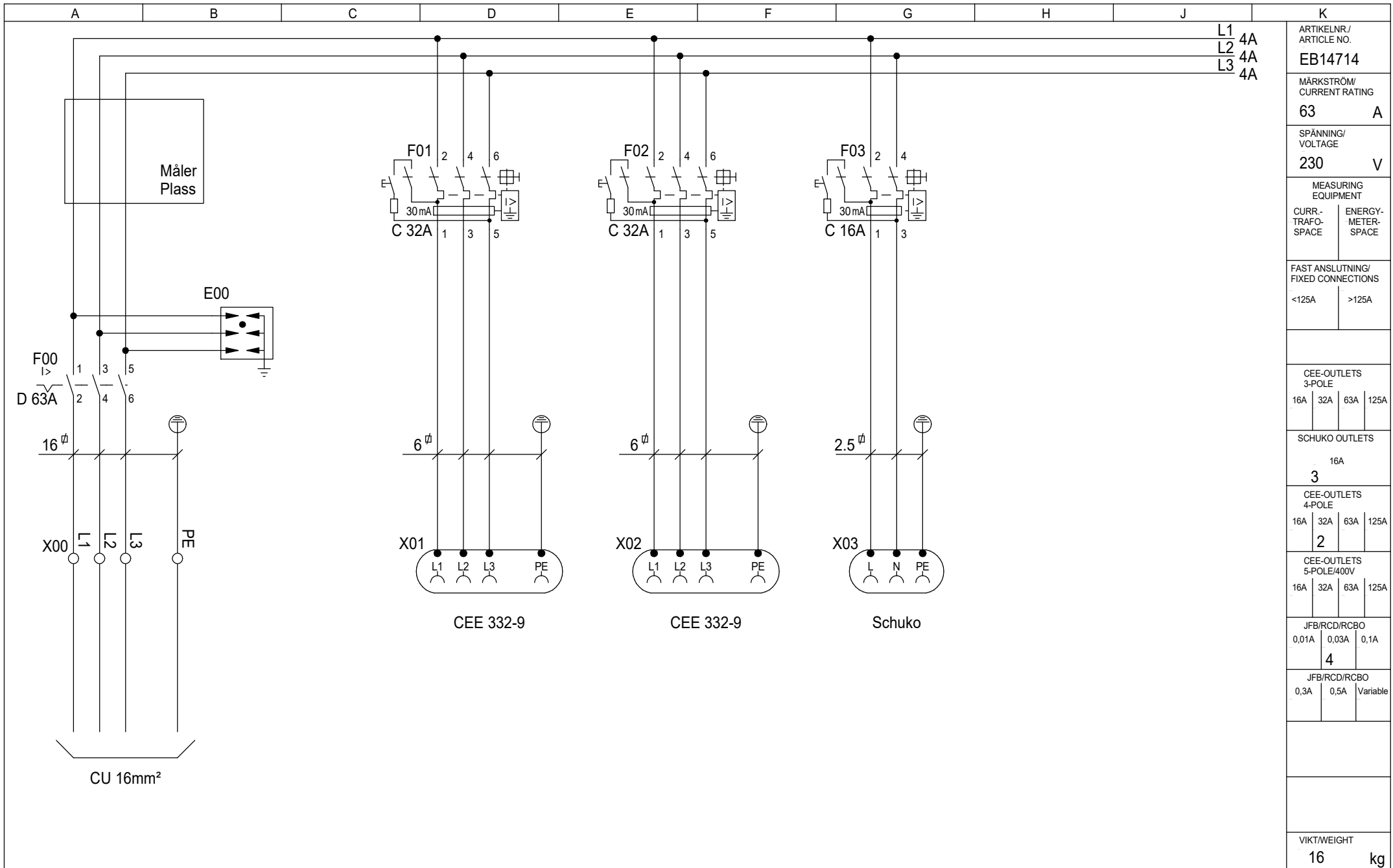
ARTIKELNR / ARTICLE NO. <b>EB14714</b>			
MÄRKSTRÖM / CURRENT RATING <b>63</b> <b>A</b>			
SPÄNNING / VOLTAGE <b>230</b> <b>V</b>			
MEASURING EQUIPMENT			
CURR- TRAFO- SPACE	ENERGY- METER- SPACE		
FAST ANSLUTNING / FIXED CONNECTIONS			
<125A	>125A		
CEE-OUTLETS 3-POLE			
16A	32A	63A	125A
SCHUKO OUTLETS			
16A			
<b>3</b>			
CEE-OUTLETS 4-POLE			
16A	32A	63A	125A
<b>2</b>			
CEE-OUTLETS 5-POLE/400V			
16A	32A	63A	125A
JFB/RCD/RCBO			
0,01A	0,03A	0,1A	
<b>4</b>			
JFB/RCD/RCBO			
0,3A	0,5A	Variable	
VIKT/WEIGHT			
<b>16</b>			<b>kg</b>

This drawing is property of El-Björn. May not be copied, shown or distributed without our written permission.

ZSF 63HSM 230//302-4 EN  
med 10m kabel



RITAD AV/DRAWN BY <b>CG</b>	DATUM/DATE <b>191016</b>	NEXT SHEET <b>3</b>	SHEET <b>2</b>
SIGN	REVISION/ISSUE <b>A*</b>	RITINGS NR./DRAWING <b>EB14714</b>	



ARTIKELNR / ARTICLE NO. <b>EB14714</b>			
MÄRKSTRÖM / CURRENT RATING <b>63</b>	<b>A</b>		
SPÄNNING / VOLTAGE <b>230</b>	<b>V</b>		
MEASURING EQUIPMENT			
CURR-TRAFO-SPACE	ENERGY-METER-SPACE		
FAST ANSLUTNING / FIXED CONNECTIONS			
<125A	>125A		
CEE-OUTLETS 3-POLE			
16A	32A	63A	125A
SCHUKO OUTLETS			
16A			
<b>3</b>			
CEE-OUTLETS 4-POLE			
16A	32A	63A	125A
<b>2</b>			
CEE-OUTLETS 5-POLE/400V			
16A	32A	63A	125A
<b>4</b>			
JFB/RCD/RCBO			
0,01A	0,03A	0,1A	
<b>4</b>			
JFB/RCD/RCBO			
0,3A	0,5A	Variable	

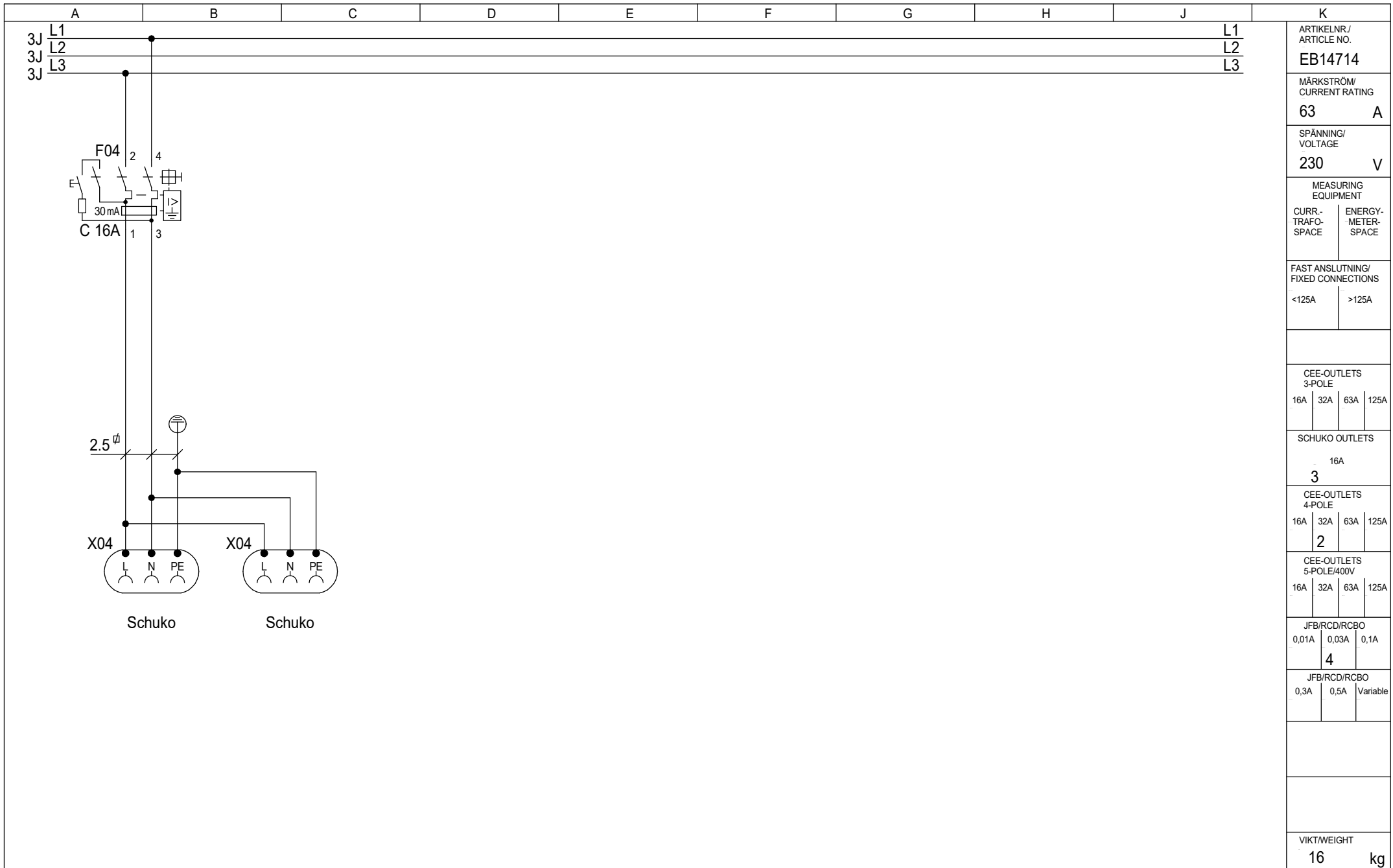
This drawing is property of El-Björn. May not be copied, shown or distributed without our written permission.

ZSF 63HSM 230//302-4 EN med 10m kabel



RITAD AV/DRAWN BY <b>CG</b>	DATUM/DATE <b>191016</b>	NEXT SHEET <b>4</b>	SHEET <b>3</b>
SIGN	REVISION/ISSUE <b>A*</b>	RITINGS NR./DRAWING <b>EB14714</b>	

VIKT/WEIGHT  
**16** kg



ARTIKELNR/ ARTICLE NO.		<b>EB14714</b>	
MÄRKSTRÖM/ CURRENT RATING		<b>63</b>	<b>A</b>
SPÄNNING/ VOLTAGE		<b>230</b>	<b>V</b>
MEASURING EQUIPMENT			
CURR- TRAFO- SPACE	ENERGY- METER- SPACE		
FAST ANSLUTNING/ FIXED CONNECTIONS			
<125A	>125A		
CEE-OUTLETS 3-POLE			
16A	32A	63A	125A
SCHUKO OUTLETS			
16A			
<b>3</b>			
CEE-OUTLETS 4-POLE			
16A	32A	63A	125A
<b>2</b>			
CEE-OUTLETS 5-POLE/400V			
16A	32A	63A	125A
JFB/RCD/RCBO			
0,01A	0,03A	0,1A	
<b>4</b>			
JFB/RCD/RCBO			
0,3A	0,5A	Variable	
VIKT/WEIGHT			
<b>16</b>			<b>kg</b>

This drawing is property of El-Björn. May not be copied, shown or distributed without our written permission.

ZSF 63HSM 230//302-4 EN  
med 10m kabel



RITAD AV/DRAWN BY	DATUM/DATE	NEXT SHEET	SHEET
CG	191016	5	4
SIGN	REVISION/ISSUE	RITNING NR./DRAWING	
	A*	EB14714	

A	B	C	D	E	F	G	H	J	K
PC.	Position	Description	Type	Manufacturer	Data	Article No.	E-number(SE)		ARTIKELNR/ ARTICLE NO. <b>EB14714</b>
1	-	Skåp	HS 63	El-Björn AB	816x400x353mm	H50026			MÄRKSTRÖM/ CURRENT RATING <b>63</b> <b>A</b>
1		Förskruvning	M40	Helag AB	19-28mm	OMRL M40	1477686		SPÄNNING/ VOLTAGE <b>230</b> <b>V</b>
1		Kontramutter	M40	Helag AB		MSL-07 M40	1477614		MEASURING EQUIPMENT CURR- TRAFO- SPACE      ENERGY- METER- SPACE
1	E00	Överspänningsskydd	SPCT2-385/3	Eaton	20kA, 3P, 385V	167605			FAST ANSLUTNING/ FIXED CONNECTIONS <125A      >125A
1	F00	MCB	PLSM, 10kA, 3P	Eaton	D 63A	113153			CEE-OUTLETS 3-POLE 16A   32A   63A   125A
2	F01-F02	RCBO	PKPM3-32/3/C/003-A	Eaton	C 32A, 30mA	136564			SCHUKO OUTLETS 16A <b>3</b>
2	F03-F04	RCBO	PKPM2	Eaton	C 16A, 30mA	65884	2162432		CEE-OUTLETS 4-POLE 16A   32A   63A   125A <b>2</b>
3	X00	Apparatklämma	KE 12.12	Ensto	AL/CU 6-50mm <sup>2</sup>	KE12.12	2673210		CEE-OUTLETS 5-POLE/400V 16A   32A   63A   125A
10,2m		Kabel	H07RN-F	Draka	4G16		530775		JFB/RCD/RCBO 0,01A   0,03A   0,1A <b>4</b>
2	X01-X02	Uttag	332RAU9	ABB	32A, 230V, IP44	2CMA193276R1000	2416668		JFB/RCD/RCBO 0,3A   0,5A   Variable
3	X03-X04	Schukouttag	Typ F	Mennekes	230V, 16A, IP54	11020EB			VIKT/WEIGHT <b>16</b> <b>kg</b>

This drawing is property of El-Björn. May not be copied, shown or distributed without our written permission.

ZSF 63HSM 230//302-4 EN  
med 10m kabel



RITAD AV/DRAWN BY <b>CG</b>	DATUM/DATE <b>191016</b>	NEXT SHEET	SHEET <b>5</b>
SIGN	REVISION/ISSUE <b>A*</b>	RITINGS NR./DRAWING <b>EB14714</b>	