

## INSTRUKSJONER TIL BRUKERE AV MIDLERTIDIGE ELEKTRISKE ANLEGG

1. En kompetent person skal ha tilsyn med anlegget og være ansvarlig for driften. Feil bruk av det elektriske anlegget kan medføre fare for personskade og brann.
2. Sentralen skal plasseres loddrett eller på stativ, og med fritt betjeningsområde foran sentralen.
3. Faste tilkoblinger av kabler og bytte av sikringer skal bare utføres av fagfolk. Ved fast tilkobling av gummikabler skal strekkavlastningens klemflate være utført i isolasjonsmateriale. Ikke-fagfolk skal kun betjene jordfeilbryter, automatsikring og uttak for stikkontakter.
4. Sentralens dører skal være lukket og om nødvendig også låst. Dørene skal bare åpnes ved betjening av sentralen.
5. Elektriske apparater som er koblet til sentralen, skal kobles fra eller gjøres spenningsløse når de ikke er i bruk, for å unngå utilsiktet igangsetting eller anven delse av disse.
6. De elektriske apparatene som brukes, må oppfylle forskriftene og skal enten være utstyrt med ekstra isolasjon eller, i klasse 1-utførelse, med jordet stikkontakt.
7. Kabler må legges slik at de ikke blir skadet. Det gjelder kabler både innenfor og utenfor dørene.
8. Kabler eller apparater med feil skal frakobles og ikke tas i bruk igjen før de defekte delene er skiftet eller reparert.
9. Knivsikring må bare byttes av kompetent personale.

## INSTRUCTIONS FOR USERS OF TEMPORARY ELECTRICAL INSTALLATIONS

1. Operation of the installation must be supervised by an authorised person. Incorrect use of the electrical installation could mean risk of personal injury and fire.
2. The distribution unit must be installed vertical or on a stand so that there is free access in front of the unit.
3. Permanent cable connection or replacement of fuses may only be carried out by qualified personnel. Permanently connected rubber-insulated cables must be secured with a restraint that has an insulating gripping surface. Unqualified personnel may only operate earth leakage circuit breakers, miniature circuit breakers and plug sockets.
4. Distribution unit doors must be closed and, where required, also locked. Doors must only be left open when carrying out work on the distribution unit.
5. Electrical equipment that is connected to distribution units must be disconnected or switched off when not in use in order to avoid unintentional starting up or switching on.
6. Electrical equipment that is used must comply with the requirements and must either have additional insulation or comply with class I and have an earthed plug.
7. Cables inside and outside the doors must be routed so as to avoid damaging them.
8. Cables or equipment that are defective must be disconnected and not used until the defective parts have been replaced or repaired.
9. Blade fuses may only be replaced by personnel who have the necessary training.

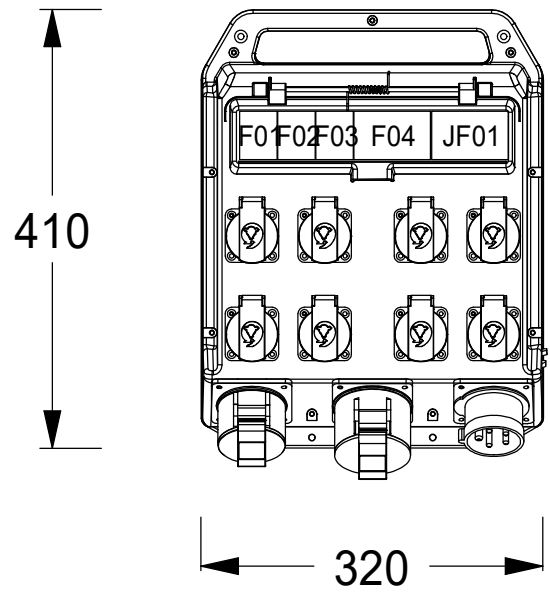
ARTIKELNR / ARTICLE NO. <b>EB13808</b>			
MÅRKSTRØM/ CURRENT RATING <b>32</b>		<b>A</b>	
SPÅNNING/ VOLTAGE <b>400</b>		<b>V</b>	
MEASURING EQUIPMENT			
CURR- TRAFO- SPACE	ENERGY- METER- SPACE		
FAST ANSLUTNING/ FIXED CONNECTIONS			
<125A		>125A	
CEE-OUTLETS 3-POLE			
16A	32A	63A	125A
SCHUKO OUTLETS			
16A			
<b>8</b>			
CEE-OUTLETS 4-POLE			
16A	32A	63A	125A
CEE-OUTLETS 5-POLE/400V			
16A	32A	63A	125A
<b>1</b>	<b>1</b>		
JFB/RCD/RCBO			
0,01A	0,03A	0,1A	
<b>1</b>			
JFB/RCD/RCBO			
0,3A	0,5A	Variable	
VIKT/WEIGHT			
<b>5,0</b>			<b>kg</b>

This drawing is property of El-Björn. May not be copied, shown or distributed without our written permission.

U 32MIDI//811-1 EN 4P



RITAD AV/DRAWN BY <b>CG</b>	DATUM/DATE <b>180925</b>	NEXT SHEET <b>2</b>	SHEET <b>1</b>
SIGN	REVISION/ISSUE <b>A*</b>	RITINGS NR./DRAWING <b>EB13808</b>	



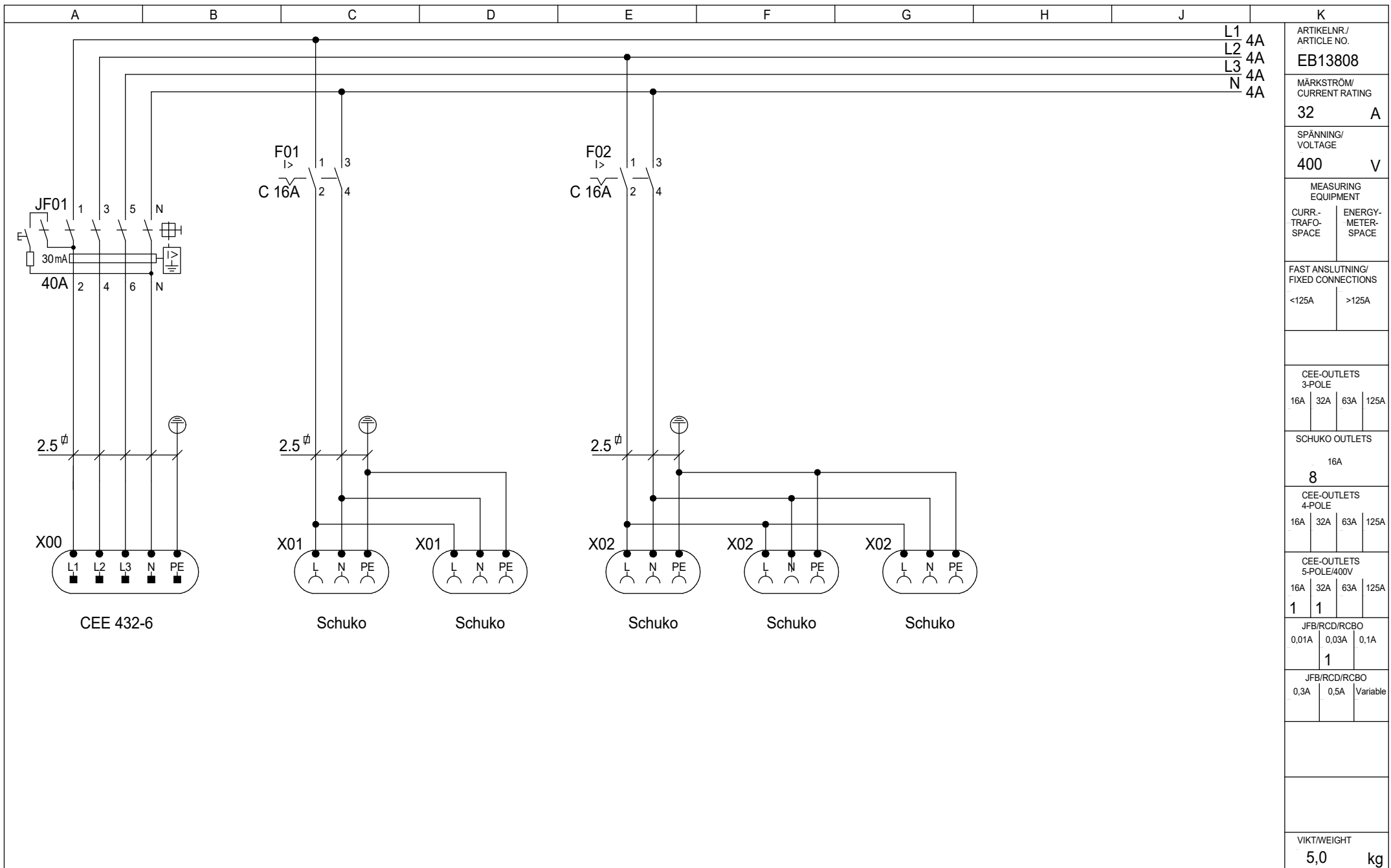
ARTIKELNR / ARTICLE NO. <b>EB13808</b>			
MÄRKSTRÖM / CURRENT RATING <b>32</b>	<b>A</b>		
SPÄNNING / VOLTAGE <b>400</b>	<b>V</b>		
MEASURING EQUIPMENT			
CURR- TRAFO- SPACE	ENERGY- METER- SPACE		
FAST ANSLUTNING / FIXED CONNECTIONS			
<125A	>125A		
CEE-OUTLETS 3-POLE			
16A	32A	63A	125A
SCHUKO OUTLETS			
16A			
<b>8</b>			
CEE-OUTLETS 4-POLE			
16A	32A	63A	125A
CEE-OUTLETS 5-POLE/400V			
16A	32A	63A	125A
<b>1</b>	<b>1</b>		
JFB/RCD/RCBO			
0,01A	0,03A	0,1A	
<b>1</b>			
JFB/RCD/RCBO			
0,3A	0,5A	Variable	
VIKT/WEIGHT			
<b>5,0</b> kg			

This drawing is property of El-Björn. May not be copied, shown or distributed without our written permission.

U 32MIDI//811-1 EN 4P



RITAD AV/DRAWN BY <b>CG</b>	DATUM/DATE <b>180925</b>	NEXT SHEET <b>3</b>	SHEET <b>2</b>
SIGN	REVISION/ISSUE <b>A*</b>	RITNING NR./DRAWING <b>EB13808</b>	



L1 4A  
L2 4A  
L3 4A  
N 4A

ARTIKELNR /  
ARTICLE NO.  
**EB13808**

MÄRKSTRÖM /  
CURRENT RATING  
**32 A**

SPÄNNING /  
VOLTAGE  
**400 V**

MEASURING  
EQUIPMENT  
CURR-  
TRAFO-  
SPACE ENERGY-  
METER-  
SPACE

FAST ANSLUTNING /  
FIXED CONNECTIONS  
<125A >125A

CEE-OUTLETS  
3-POLE  
16A 32A 63A 125A

SCHUKO OUTLETS  
16A  
**8**

CEE-OUTLETS  
4-POLE  
16A 32A 63A 125A

CEE-OUTLETS  
5-POLE/400V  
**1 1**

JFB/RCD/RCBO  
0,01A 0,03A 0,1A  
**1**

JFB/RCD/RCBO  
0,3A 0,5A Variable

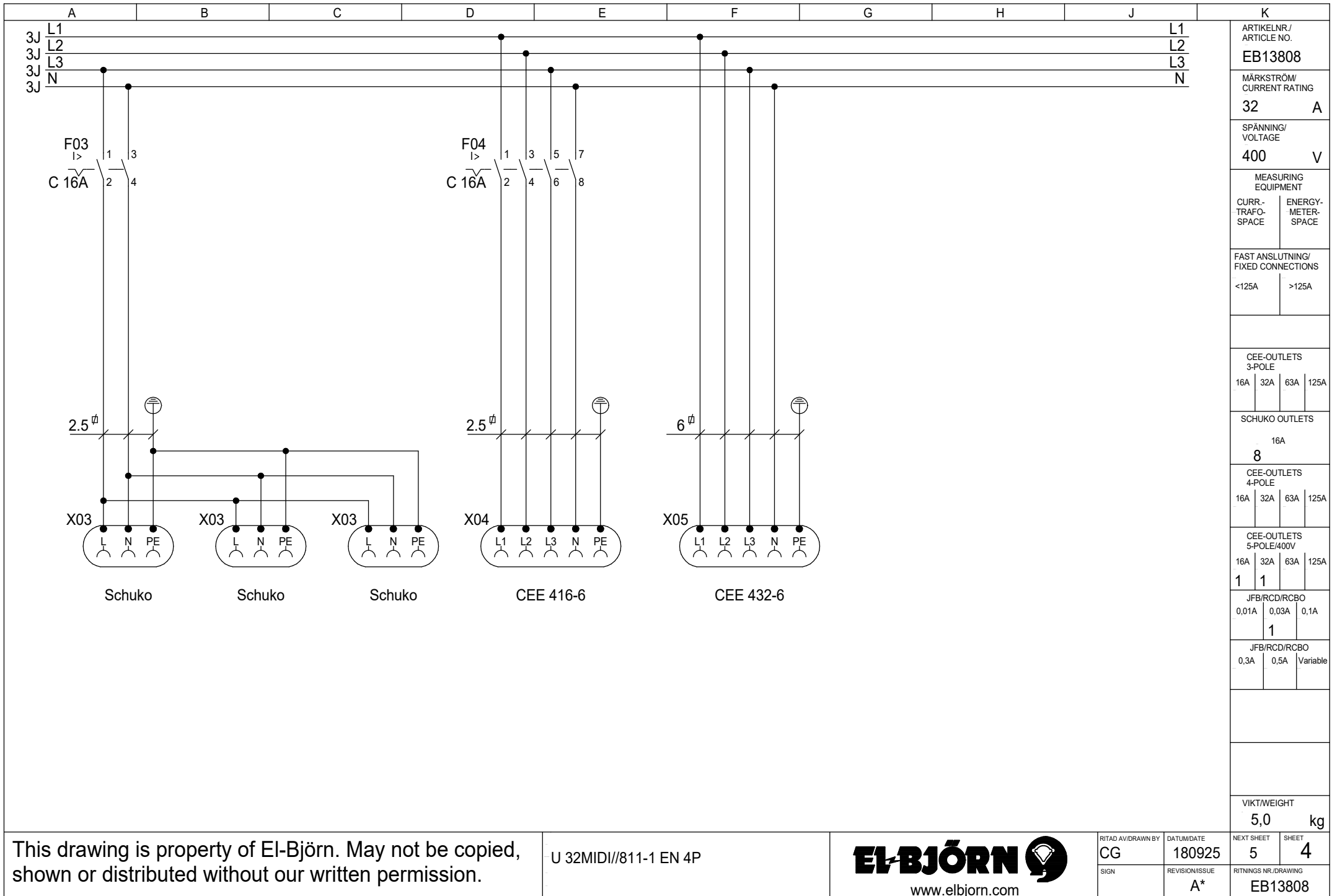
VIKT/WEIGHT  
**5,0 kg**

This drawing is property of El-Björn. May not be copied, shown or distributed without our written permission.

U 32MIDI//811-1 EN 4P



RITAD AV/DRAWN BY <b>CG</b>	DATUM/DATE <b>180925</b>	NEXT SHEET <b>4</b>	SHEET <b>3</b>
SIGN	REVISION/ISSUE <b>A*</b>	RITINGS NR./DRAWING <b>EB13808</b>	



ARTIKELNR./ ARTICLE NO.		EB13808	
MÄRKSTRÖM/ CURRENT RATING		32	A
SPÄNNING/ VOLTAGE		400	V
MEASURING EQUIPMENT			
CURR- TRAFO- SPACE	ENERGY- METER- SPACE		
FAST ANSLUTNING/ FIXED CONNECTIONS			
<125A		>125A	
CEE-OUTLETS 3-POLE			
16A	32A	63A	125A
SCHUKO OUTLETS			
16A			
8			
CEE-OUTLETS 4-POLE			
16A	32A	63A	125A
1	1		
CEE-OUTLETS 5-POLE/400V			
16A	32A	63A	125A
1	1		
JFB/RCD/RCBO			0,1A
1			
JFB/RCD/RCBO			0,3A
			0,5A
			Variable
VIKT/WEIGHT			
5,0		kg	
RITAD AV/DRAWN BY	DATUM/DATE	NEXT SHEET	SHEET
CG	180925	5	4
SIGN	REVISION/ISSUE	RITINGS NR./DRAWING	
	A*	EB13808	

This drawing is property of El-Björn. May not be copied, shown or distributed without our written permission.

U 32MIDI//811-1 EN 4P



RITAD AV/DRAWN BY	DATUM/DATE	NEXT SHEET	SHEET
CG	180925	5	4
SIGN	REVISION/ISSUE	RITINGS NR./DRAWING	
	A*	EB13808	

